



# ESOL

## Teachers' pack





# Contents

## Introduction

Visiting the ORNC	1
How to use this pack	2
What is the Old Royal Naval College?	3
Greenwich timeline	4

## Classroom materials

ESOL Entry 1 Lesson Plan	5
ESOL Entry 1 Pre-visit Materials	7
ESOL Entry 1 Post-visit Materials	10
ESOL Entry 2 Lesson Plan	11
ESOL Entry 2 Pre-visit Materials	13
ESOL Entry 2 Post-visit Materials	16
ESOL Entry 3 Lesson Plan	17
ESOL Entry 3 Pre-visit Materials	19
ESOL Entry 3 Post-visit Materials	24

<b>Planning your visit</b>	25
----------------------------	----

<b>Health and safety</b>	28
--------------------------	----



## Visiting the Old Royal Naval College

The Old Royal Naval College in Greenwich offers a range of opportunities for ESOL groups and the learning team can offer the following facilitated visits. However, as our ESOL programme is in the early stages of development, we welcome ideas and suggestions for visits and activities.

- A highlights tour with a member of the learning team, including a chance to find out what life was like for Greenwich Pensioners (old and injured sailors) at the Royal Hospital for Seamen in the 18<sup>th</sup> century, and to explore the magnificent paintings in the Painted Hall.
- We may also be able to include the following activities as part of a visit:
  - A game in our Victorian skittle alley
  - Optional 'bolt-on' activities (for example an interactive quiz in the Painted Hall)
  - Art/craft activity

Where possible, activities can be tailored to your group and aim to provide the following:

- **An introduction to the Old Royal Naval College**
- **An opportunity for learners to practise core ESOL skills in a real environment**
- **An opportunity for learners to visit a local cultural resource**
- **An enjoyable and interactive day out**

To book a visit, or for more information please contact [Learning@ornc.org](mailto:Learning@ornc.org)

Please note that self-guided groups must also book in advance.





## How to use this pack

This pack has been produced in collaboration with an ESOL teacher and is designed to complement a facilitated visit to the site.

The pack contains key background information, suggestions for pre- and post- visit activities with accompanying lesson plans, and practical information about organising a visit.

All materials have been separately graded for ESOL **Entry 1**, **Entry 2** and **Entry 3** and contain tasks appropriate to those levels.

Pre-visit tasks are based largely on reading texts while post-visit tasks use the familiar framework of a Cambridge ESOL writing exam. All activities contain numerous opportunities for speaking and listening and will help prepare learners for their visit.

The materials and tour have been designed to slot into existing schemes of work while practising core skills and revising vocabulary around key topics such as free-time, families and transport. They are designed to be flexible, and can either be scaled up or down as part of a lesson.

**As our ESOL programme is in the early stages of development, we welcome feedback and ideas about how it could be developed or improved.**





# The Old Royal Naval College

The Old Royal Naval College is one of London's most famous riverside landmarks. The ORNC site has a rich a varied history stretching back over 500 years.

Greenwich Palace was a favourite residence of Henry VIII. Henry and his two daughters, Elisabeth I and Mary I, were all born at Greenwich Palace. It was also where Henry married two of his six wives; Catherine of Aragon and Anne of Cleves. Over the years Henry continued to expand the Palace, as his father had before him, adding a tiltyard for jousting, kennels, stables, tennis courts and the Greenwich armour workshop.

The magnificent 18th century buildings we see today were designed by Sir Christopher Wren as a refuge for old and injured sailors, known as the Royal Hospital for Seamen. The Hospital was commissioned by Queen Mary II, who sadly did not live to see its completion. The first Greenwich Pensioners arrived in 1705 and the Hospital remained open until 1869 when the number of naval conflicts, and therefore casualties, had declined.

In 1873 the buildings of the old Hospital became home to the newly formed Royal Naval College, where all aspects of naval science were taught. During World War II almost 27,000 officers, including 8,000 from the Women's' Royal Naval Service (WRNS), were trained at the college.

Today, the ORNC is at the centre of the Maritime Greenwich World Heritage Site. Over 1.3 million people visit the ORNC each year to explore the buildings and the site's unique history. Areas of the site that are free to visit include the Painted Hall and Chapel, and Discover Greenwich Visitor Centre. The site is also home to the University of Greenwich and Trinity College of Music, and hosts a variety of concerts and public events. It is also used regularly for the filming of feature film and TV productions.





## Greenwich timeline

- 1491** Future King Henry VIII born at Greenwich.
- 1498** Henry VII builds Greenwich Palace.
- 1509** Henry VIII marries Catherine of Aragon.
- 1662** Work starts to replace the old Palace with a new 'King's House'.
- 1675** Building works starts on Flamsteed House, the original Royal Observatory at Greenwich.
- 1694** Most of Greenwich Palace is demolished. Work starts on the Royal Hospital for Seamen.
- 1705** First Greenwich Pensioners arrive at Greenwich Hospital.
- 1751** Building work on the Hospital finally completed.
- 1838** The London and Greenwich Railway, the world's first suburban railway, reaches Greenwich.
- 1869** Greenwich Hospital closes.
- 1873** Royal Naval College opens.
- 1902** The foot tunnel under the River Thames opens, linking Greenwich with the Isle of Dogs.
- 1936** National Maritime Museum opens.
- 1939** World War II starts.
- 1997** Navy departs from the Old Royal Naval College buildings.
- 1997** Greenwich becomes a World Heritage Site.
- 1998** The Old Royal Naval College opens to the public.
- 1998** University of Greenwich moves into the buildings of the Old Royal Naval College.
- 2001** Trinity College of Music moves into King Charles Court.
- 2010** Discover Greenwich Visitor Centre opens.





## Overview (Entry Level 1)

This lesson is based around key background information about the Old Royal Naval College and should provide a suitable pre-visit introduction to the site and its attractions. Where possible, potentially difficult language has been adjusted for Entry 1 level learners. [All answers are embedded in the lesson plan.](#) [A PowerPoint presentation is available on our website containing the key images that accompany the lesson as well as a list of key vocabulary.](#)

## Lesson Plan

Time	Activity	Skills covered
1 5 mins	Teacher distributes sheet 1 (pg. 6), asks learners to look at picture and asks questions such as: 'What do you think this building is?' 'How old do you think it is?' <a href="#">Teacher can show PowerPoint Slide 2.</a>  Learners make suggestions in pairs or as a group.	Engage in discussion Sd/E1
2 3-5 mins	Learners read Q1, scan Text A and tick one answer.  Learners feed back to teacher.  Teacher could instigate discussion:  What is a museum?  Have you ever been to a museum?  Where is Greenwich? Have you been there?  <a href="#">Q1 Answer : It's a museum</a>	Reading comprehension Rt/E1
3 5 mins	Learners read Text A in detail and answer Q2 (true/false).  Learners compare answers in pairs and feedback to teacher.  <a href="#">Q2 Answers: a) F b) T c) T d) F e) F f) T</a>	Reading comprehension Rt/E1
4 5 mins	Learners match dates to events.  This might be a nice opportunity for teacher to bring learners' attention to the way in which years are said e.g. Sixteen Ninety-Six not One thousand six hundred and ninety six  <a href="#">Q2 Answers: a) 4 b) 1 c) 3 d) 2</a>	Reading comprehension Rt/E1
5 5 mins	Teacher distributes sheet 3 (pg. 8) and learners must match the picture to the description. <a href="#">As colour is relevant to the task, teacher can project images using the PowerPoint Slide 3.</a>  <a href="#">Q1 Answers: Picture 1 is the Painted Hall, picture 2 is the Chapel</a>	Reading comprehension Rt/E1



Time	Activity	Skills covered
6 5 mins	Teacher checks that learners know what an adjective is and uses objects in the classroom to help.  Learners underline adjectives in two texts.  Q1 Answers: The adjectives are: huge, beautiful, amazing, old, small, blue, gold, peaceful.	Word focus Vocabulary, word recognition and phonics Rw/E1
7 5 mins	Learners write all 6 adjectives in their books and write other nouns that could be described with these adjectives.  Teacher collates learners' responses on the board.  Learners look again at the pictures of the ORNC and think of other adjectives to describe them.	Word focus Vocabulary, word recognition and phonics Rw/E1
Extra	If class has access to the internet, learners could look up the ORNC and find out the best way to get there.	

## Post-visit Lesson Plan, Notes & Answers

This lesson is based on a Cambridge ESOL Entry 1 exam paper and can provide excellent practise for learners about to undertake exams.

The task should be marked using Cambridge ESOL Entry 1 exam criteria.

Time	Activity	Skills covered
1 5 mins	Teacher asks learners what they saw at the ORNC, what they enjoyed and what they didn't enjoy and discuss as a group.	Engage in discussion Sd/E1
2 20 mins	Learners complete writing task (sheet 4, pg.9).  <b>If learners have access to a computer they could write a real email to their tutor. This would give the learners real experience of email writing and ICT sub-skills.</b>	Text focus Writing composition Wt/E1





## Look at picture

What do you think this building is? How old do you think it is?



1. Quickly read Text A. What is the ORNC now? Tick one answer.

- a) It's a hospital
- b) It's a museum
- c) It's a college

2. Read the text again. *True or false?*

- a) It opens at 9:00.
- b) It is open on Sundays.
- c) It is free.
- d) You can take bus 277 to get there.
- e) You can eat your own food in the café.
- f) There are activities for children.



3. Match the words dates with the words.

a) 1696	1. Hospital for sailors closes
b) 1869	2. Museum opens
c) 1873	3. College for sailors opens
d) 1998	4. Hospital for sailors opens



## Text A

# Visit the ORNC

## History

The ORNC is a museum and tourist attraction in the centre of Greenwich. From 1696 to 1896 it was hospital for sailors who had been hurt at sea. In 1873 it became a college for sailors but it closed in 1998. Now it is a museum and many people visit every day. Families are welcome and there are free activities for children.



## How to get here

Train: You can take the DLR to Cutty Sark.

Bus: You can take buses 291, 177, 129, 188, 199, 286 and 386

## Opening times and price

We are open every day from 10.00 to 17.00.

Entry is *free* for ESOL Groups

## Eat and Drink

There is a café, a restaurant and a bar for food and drink. You can eat your own food outside in the gardens.




There is lots to see at the ORNC. Read about the **Painted Hall** and the **Chapel** and match the descriptions to the pictures.

### The Painted Hall

The Painted Hall is a huge room with hundreds of pictures on the walls and ceiling. The beautiful pictures took the artist an amazing 19 years to paint!

### The Chapel

The Chapel is an old, small church with a blue and gold ceiling and walls. It is a peaceful place where Christians come to pray. There are lots of musical concerts.



1. **Underline** all the adjectives in the two texts.
2. **Write the adjectives in your book and think of other things that can be described with the same adjectives.**
3. **What other adjectives could describe The Painted Hall or the Chapel?**

### Extra Activity

Use Google and Transport for London to plan your journey to the ORNC.

**Write an email to your friend about your visit to the ORNC. In your email say:**

- where it is
- what you can see there
- what you like about the ORNC

Write about 50 words.

This image shows a single sheet of white paper with horizontal ruling lines. The lines are evenly spaced and extend across the width of the page. There is a solid vertical line on the left side, creating a margin. The paper appears to be from a notebook or a standard ruled document.

## Write a *real* email

If you have access to a computer, you could write your email to your tutor.





## Overview (Entry Level 2)

This lesson is based around two texts, a short history of the ORNC and description of some its main attractions. This will provide learners with reading practice as well as giving them an introduction to the site. Where possible, potentially difficult language has been adjusted for Entry 2 level learners. [All answers are embedded in the lesson plan.](#) [A PowerPoint presentation is available on our website containing the key images that accompany the lesson as well as a list of key vocabulary.](#)

Time	Activity	Skills covered
1 5 mins	Teacher distributes sheet 1 (pg. 12), asks learners to look at picture and asks questions: 'What do you think this building is?' 'How old do you think it is?' 'Who lived here?' <a href="#">Teacher can show PowerPoint Slide 2.</a>  Learners make suggestions in pairs or as a group.	Engage in discussion Sd/E2
2 3-5 mins	Learners read 'A Short History of the Old Royal Naval College' and circle answers.  Learners feedback to teacher.  Teacher could instigate discussion:  What is a museum?  Have you ever been to a museum?  <a href="#">Q1 Answers :</a> <a href="#">a) museum b) 1696</a>	Reading comprehension Rt/E2
3 5 mins	Learners read the text again answer true/false questions.  Learners compare answers in pairs and feedback to teacher.  <a href="#">Q2 Answers:</a> <a href="#">a) T b) T c) F d) F e) F f) T</a>	Reading comprehension Rt/E2
4 5 mins	Teacher distributes sheet 2 (pg. 13) and learners must match the pictures to the descriptions. <a href="#">As colour is relevant to the task, teacher can project images using the PowerPoint Slide 3.</a>  Learners write name of sights below the correct picture  <a href="#">Q1 Answers:</a> <a href="#">a) The Chapel b) The Skittle Alley c) The Painted Hall</a>	Reading comprehension Rt/E2



Time	Activity	Skills covered
5 5 mins	Teacher distributes sheet 3 (pg. 14)  Teacher checks that learners know what an adjective is and uses objects in the classroom to help.  Learners underline adjectives in three texts.  <i>Q1 Answers: Adjectives are: huge, beautiful, amazing, blue, gold, peaceful, fun.</i>	Word focus Vocabulary, word recognition and phonics Rw/E2
6 5 mins	Learners write all 6 adjectives in their books and write other nouns that could be described with these adjectives.  Teacher collates learners' responses on the board.  Learners look again at the pictures of the ORNC and think of other adjectives to describe them.	Word focus Vocabulary, word recognition and phonics Rw/E2
7 5 mins	Teacher asks class to read Speaking and Listening questions and learners talk in a pairs or threes.	Engage in discussion Sd/E2
Extra	If class has access to the internet, learners could look up the ORNC and find out the best way to get there.	

## Post-visit Lesson Plan, Notes & Answers

This lesson is based on a Cambridge ESOL Entry 2 exam paper and can provide excellent practise for learners about to undertake exams.

Task is to be marked using Cambridge ESOL Entry 2 exam criteria.

Time	Activity	Skills covered
1 5 mins	Teacher asks learners what they saw at the ORNC, what they enjoyed and what they didn't enjoy and discuss as a group.	Engage in discussion Sd/E2
2 20 mins	Learners complete writing task (sheet 4, pg. 15).  <b>If learners have access to a computer they could write a real email to their tutor to give learners real experience of email writing and ICT sub-skills.</b>	Text focus Writing composition Wt/E2



## Look at the picture

What do you think this building is? How old do you think it is?



### 1. Now read the text and circle the correct answers:

- a) The building is now is a **museum** / **hospital** / **college**
- b) The building was built in **1696** / **1869** / **1873**

#### A Short History of the Old Royal Naval College

The Old Royal Naval College was built in 1696 as a hospital for sailors who had been injured at sea and by 1814 nearly 3000 sailors lived here. The Hospital closed in 1869. In 1873 it became the Royal Naval College when students came from all over the world to learn how to be a good sailor. In 1998 the college also closed and opened to the public as a museum and visitor attraction. Families are welcome and there are free activities for children.

### 2. Read the text again.

Are these sentences true or false?

- a) The building became a college in 1873.
- b) The college closed in 1998.
- c) Students came to the college to study maths.
- d) Over 3000 sailors lived in the hospital.
- e) The building is now a college.





There is lots to see at the ORNC. Read about the **Painted Hall**, the **Chapel** and the **Skittle Alley** and match the descriptions to the pictures.



a) \_\_\_\_\_



b) \_\_\_\_\_



c) \_\_\_\_\_

### What you can see at the ORNC

#### The Painted Hall

The Painted Hall is a huge room with thousands of paintings on the walls and ceiling. The beautiful pictures took the artist an amazing 19 years to paint! When it was hospital, the sailors ate their meals here.

#### The Chapel

The Chapel is a small church with a gold and blue ceiling. It is a peaceful place where Christians come to pray. There are still services held here every Sunday. There are also musical concerts held here every week.

#### The Skittle Alley

The game of skittles is similar to ten-pin bowling. It was built so that the sailors had something fun to do in their free time. People still play skittles here today. The balls are made of wood from old boats.





1. **Underline** all the adjectives on page 2.
2. Write the adjectives in your book and think of other things that can be described with the same adjectives.
3. What other adjectives could describe the Painted Hall, the Chapel or the Skittle Alley?

## Speaking & Listening

### Talk with partner:

- What would you most like to see when you visit the ORNC?
- Have you ever been to a museum?
- What did you see there?
- What other museums are there in London?



### Extra Activity

Use Google and Transport for London to plan your journey to the ORNC.



**Write an email to your friend about your visit to the Old Royal Naval College. In your email say:**

- when you went
- what you saw when you were there
- what you liked about the ORNC

Write about 70 words.




**Write a *real* email**

If you have access to a computer, you could write your email to your tutor.



## Overview (Entry Level 3)

This lesson is based around a short history of the ORNC and description of some its main attractions. This will provide learners with reading practice as well as giving them an introduction to the site. Where possible, potentially difficult language has been adjusted for Entry 3 level learners. [All answers are embedded in the lesson plan.](#) [A PowerPoint presentation is available on our website containing the key images that accompany the lesson as well as a list of key vocabulary.](#)

## Lesson Plan

Time	Activity	Skills covered
1 5 mins	Teacher distributes sheet 1 (pg. 19), asks learners to look at picture and asks questions: 'What do you think this building is?' 'How old do you think it is?' 'Who used to live here?' <a href="#">Teacher can show PowerPoint Slide 2.</a>  Learners make suggestions in pairs or as a group.	Engage in discussion Sd/E3
2 3-5 mins	Learners read 'A Short History of the Old Royal Naval College' (sheet 2, pg. 20) and answer questions 1a and 1b.  Teacher asks learners not to use a dictionary as they will be working out words from context in Q3.  Learners feedback to teacher.  Teacher could instigate discussion:  What is a museum?  Have you ever been to a museum?  <a href="#">Q1 Answers :</a>  <a href="#">a) museum b) 317 years old in 2013 (built in 1696)</a>	Reading comprehension Rt/E3
3 5 mins	Learners read the text in detail and answer true/false questions.  <a href="#">Q2 Answers:</a>  <a href="#">a) hospital, college b) rooms were small and cramped/the men had nothing to do c) all over the world d) 1869 e) 1.7 million.</a>	Reading comprehension Rt/E3
4 5 mins	In pairs, learners match blue, emboldened words from text with definitions without a dictionary.  <a href="#">Q3 Answers:</a>  <a href="#">a) injured b) relocated c) tough d) attraction e) cramped d) fewer</a>	Word focus Vocabulary, word recognition and phonics Rw/E3



Time	Activity	Skills covered
5 5 mins	Teacher asks class to read Speaking and Listening questions and learners talk in a pairs or threes.  This could take the form of timed, 1 minute, exam-style 'presentations' where learners must speak about somewhere they have previously visited.	Engage in discussion Sd/E3
6 5 mins	Teacher distributes cut-outs (sheet 4, pg. 22) and learners must match the descriptions to the pictures. This could be done in a number of ways e.g.: <ul style="list-style-type: none"><li>With 8 learners, learners could take one card each and then mingle to find their partner by reading their description (but not showing their card). The same could be done in pairs.</li></ul> Teacher checks comprehension of key words in text. <i>As colour is relevant to the task, teacher can project images using the PowerPoint Slide 3.</i>	Speak to communicate Sc/E3 Engage in discussion Sd/E3 Listen and respond Lr/E3
7 3 mins	Learners discuss which of the attractions they would most like to visit.	Engage in discussion Sd/E3
Extra	If class has access to the internet, learners could look up the ORNC and find out the best way to get there.	

## Post-visit Lesson Plan, Notes & Answers

This lesson is based on a Cambridge ESOL Entry 3 exam paper and can provide excellent practise for learners about to undertake exams.

Task is to be marked using Cambridge ESOL Entry 3 exam criteria.


Time	Activity	Skills covered
1 5 mins	Teacher asks learners what they saw at the ORNC, what they enjoyed and what they didn't enjoy and discuss as a group.	Engage in discussion Sd/E3
2 20 min	Learners complete writing task (sheet 6, pg.24).	Text focus Writing composition Wt/E3





### Look at picture

What do you think this building is? How old do you think it is?



1. Quickly read '*A Short History of the ORNC*'.

a) What is the building today? \_\_\_\_\_

b) How old is it? \_\_\_\_\_

2. Read '*A Short History of the ORNC*' again.

a) What *two* things was it before it was a museum? \_\_\_\_\_

b) Why was life difficult for sailors living at the Hospital? \_\_\_\_\_

c) Where did the students who came to the college come from? \_\_\_\_\_

d) Why did the Hospital close? \_\_\_\_\_

e) How many visitors come to the ORNC every year? \_\_\_\_\_



## A Short History of the Old Royal Naval College

The Old Royal Naval College was built in 1696 as a hospital for sailors who had been **injured** at sea. By 1814 nearly 3000 sailors lived here and life for the sailors was hard. The rooms where they slept were small and **cramped** and the men had nothing to do. The meat that they ate was so **tough** that it was sometimes impossible to chew. However, despite these difficulties, the men felt lucky to have food and a warm bed.

In 1869, the Hospital closed because there were not enough patients. This was because Britain was at peace and **fewer** sailors were being injured at sea. In 1873, the buildings became the Royal Naval College. Students came to the college from all over the world to learn how to be in the Navy.

In 1998 the college **relocated** to another site and the buildings opened to the public as a museum and visitor **attraction**. Today 1.7 million visitors and 8000 school children come to the site every year. The most popular attractions are the Painted Hall, the Chapel and the Skittle Alley. Families are welcome to visit and there are free activities for children.



### 3. Now match the words in **bold** with definitions below

Word	Defintiton
a) <b>injured</b>	<i>hurt</i>
b)	<i>moved</i>
c)	<i>not easily broken or cut</i>
d)	<i>a site/object that attracts tourists</i>
e)	<i>having very little space</i>
f)	<i>a smaller number</i>





### Talk with a partner:

- Have you ever been to a museum?
- What did you see there?
- What other museums are there in London?

1. Your teacher will give you four pictures and four descriptions of attractions at the ORNC. Match the pictures to the description.
2. Now put the pictures into the order in which they were built.
3. Which of the attractions would you most like to see when you visit the Old Royal Naval College?











### **The Painted Hall**

The Painted Hall was built in 1708 and is a large room with thousands of paintings on the walls and ceiling. The beautiful pictures took the artist an amazing 19 years to paint! It was originally built as a place for the sailors to eat, but the managers soon decided it was far too beautiful to be a dining hall and the sailors had to eat somewhere else.

### **The Chapel**

The Chapel, built in 1751, is a small church with gold and blue decorations. It is a peaceful place where Christians come to pray. There are still services held here every Sunday. There are also musical concerts held here each week.

### **The Skittle Alley**

The Skittle Alley was built in the 1860s as entertainment for the sailors who had very little to do. The game of skittles is similar to modern ten-pin bowling. Visitors to the ORNC can still play skittles here today.

### **Discover Greenwich Visitor Centre**

The Discover Greenwich Visitor Centre opened in 2010 and is a modern museum space that contains objects relating to the site. Some of the objects are over 500 years old. There are games for children to play.



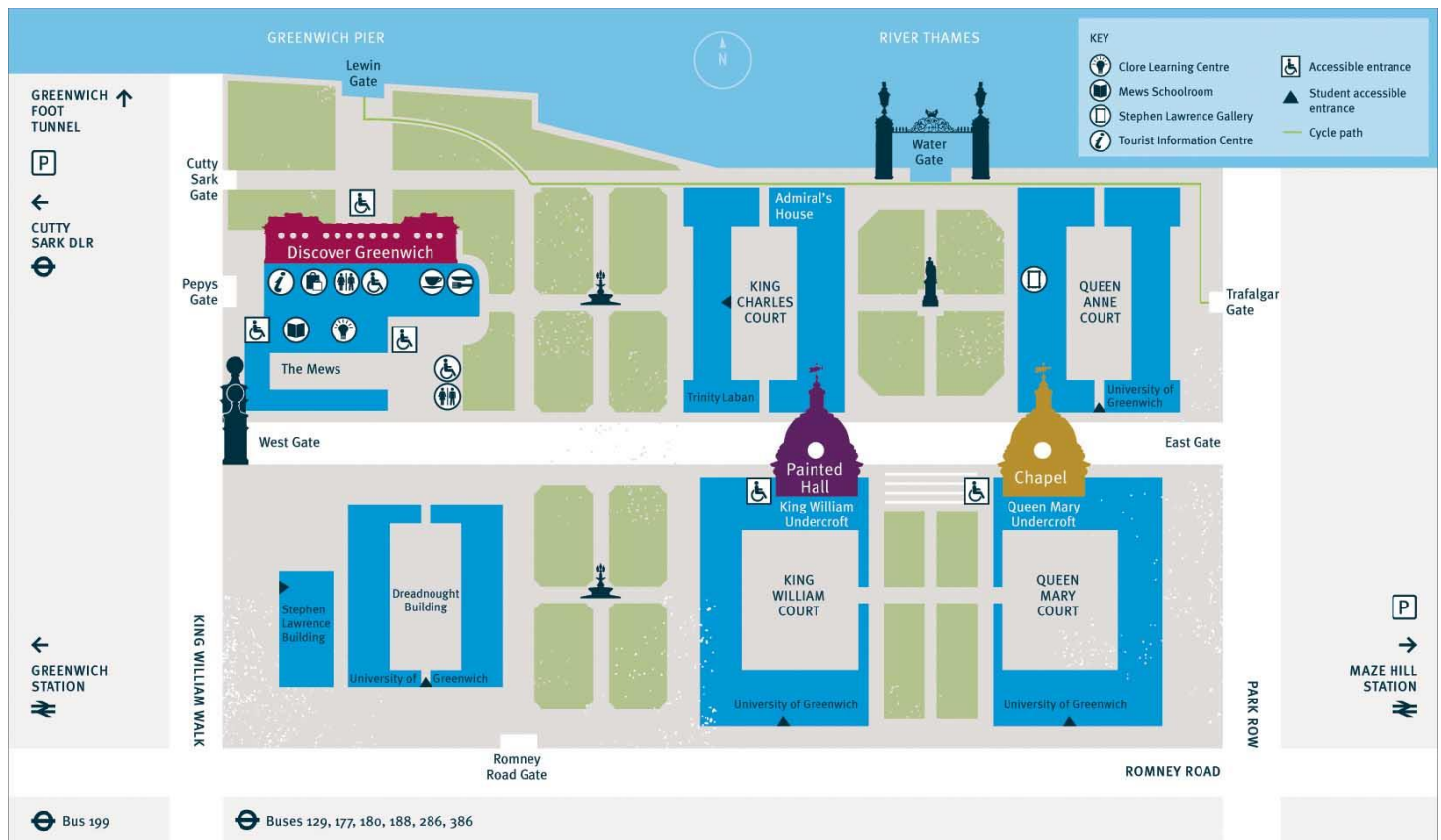
**Write an email to Jo. In your email:**

- Write about 80 words.**

This image shows a single sheet of white paper with horizontal ruling lines. The lines are evenly spaced and run across the width of the page. There is no handwriting or other markings on the paper.

## Write a *real* email

If you have access to a computer, you could write your email to your tutor.



## How to get to us

**By Docklands Light Railway:** From Bank, Tower Gateway, Stratford, Beckton, Woolwich and Lewisham to Cutty Sark for Maritime Greenwich.

**By London Underground:** Take the Jubilee Line to Canary Wharf or Heron Quays and change to the Docklands Light Railway.

**By Rail:** From Charing Cross, Waterloo East, Cannon Street and London Bridge to Greenwich.

**By River:** Greenwich is just four miles downstream from Tower Bridge. Regular riverboat services are now available from Westminster, Embankment and Tower Piers to Greenwich. Thames Clipper run an express service with a boat every 20 minutes.

**By Car:** From the M25 via the A2 or M11/A12 Blackwall Tunnel. Car parking Park Row and Cutty Sark Gardens.

**By Bus:** Buses 129, 177, 286, 199 pass near the Old Royal Naval College.





## Coach information

Coaches are not permitted to drop off or park on site. Please use either the public car park along Park Row at the east end of the site, or the bus stop along King William Walk at the west end of the site, to drop off and pick up. Please note that King William Walk is a very busy stretch of pavement.

See below for Greenwich coach parking. Contact Greenwich Tourist Information on **0870 608 2000** for more information.

### [Greenwich \(Stockwell Street, Greenwich, SE10 9JN\)](#)

5 bays. **Free**, max stay 20 mins (no return within 1 hour) Operational, 0900 - 1700 Mon-Sat, 0900 - 1800 Sun.

### [Greenwich \(Norman Road, Greenwich, SE10 9QB\)](#)

3 bays. **Free**. Check local signs for operational hours and details.

### [Greenwich Park \(Charlton Way, Blackheath, SE3\)](#)

**Free**, max stay 4 hours. Check local signs for operational hours.

### [Greenwich \(Park Row/ Romney Road, Greenwich, SE10 9NL\)](#)

1 bay. **Paid**. Check local signs for operational hours and details.



## Pre-visits

If you would like to arrange a pre-visit with a member of the learning team please contact us on **020 8269 4725** or email [learning@ornc.org](mailto:learning@ornc.org).

If you would like to carry out a pre-visit independently, Discover Greenwich Visitor Centre, the Painted Hall and Chapel are open daily from 10am to 5pm, subject to closures.

## Accessibility

If you or your group have any accessibility needs or requirements please inform the learning team so any necessary preparations can be made for you where possible. You may also wish to view the [getting around the site](#) section of our website. Please contact [learning@ornc.org](mailto:learning@ornc.org) if you would like more information.

## Cancelling your visit

If you need to cancel or rearrange your visit please contact the learning team on 020 8269 4725 as soon as possible.

On the day please bring your group to the arranged meeting point. This will either be Discover Greenwich Visitor Centre or the Painted Hall. You may find it helpful to print a copy of the site map in the Planning Your Visit section of this pack.





## On the day

Please meet us at the arranged meeting point. This will either be the Discover Greenwich Visitor Centre or the Painted Hall.

Please let us know if you are running late by ringing 020 8269 4711/25.

## Toilets and Facilities

There are public toilets located in the undercrofts beneath the Painted Hall, the Chapel and in the Discover Greenwich Visitor Centre.

It may be possible to book a lunch space with us, subject to availability, or if the weather is nice groups are welcome to sit out in the beautiful grounds of the ORNC.

Food/drink can also be purchased from The Old Brewery café next to the Discover Greenwich Visitor Centre, or from the nearby Greenwich Market and shops.





# Health and safety

## Risk assessment

We carry out risk assessments on all our activities. Our risk assessments show that our activities present a very low risk to participants. If you would like help with your risk assessment and planning your visit please contact us.

We are happy to arrange pre-visits to the site.

## In an emergency

In an emergency please follow the instructions given to you by the member of the learning team leading the workshop. If you are doing a self-led exploration of the site, please follow any instructions given to you by members of the Old Royal Naval College staff.

## First Aid

Some members of the Old Royal Naval College staff are trained in first aid, however we cannot always guarantee a first aider will be available. Please refer to your own organisational policy regarding a first aider accompanying your visit.

## Equipment

All equipment provided by the Old Royal Naval College has been risk assessed and presents a very low risk of accident.

## Insurance

The Old Royal Naval College has public liability insurance. If you need further details please contact us.